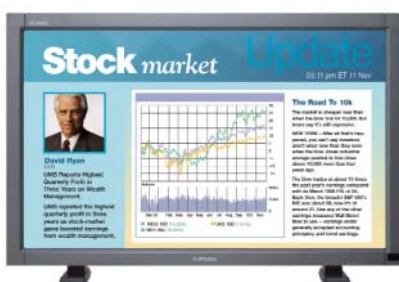




Ultra-Thin, High Resolution LCD Monitor With a Full 40-Inch Viewable Screen For Professional Imaging And Display Applications

The MLM400 from Mitsubishi Digital Electronics is a 40" (40.0" viewable) LCD monitor combining superior image clarity, exceptional brightness and reliable, long-life operation all in an ultra-thin design. When bigger is better for large format applications, the MLM400 with a full 40-inch viewable screen is the ideal choice. With longer life, greater installation flexibility, and better overall performance, the MLM400 LCD monitor also offers significant advantages over more expensive, shorter-lived plasma screens.

- Versatile, long-lasting solution for a wide range of signage and information display applications such as transportation centers, hotel lobbies, reception centers, restaurants, corporate boardrooms, and more.
- Exclusive, award-winning ColorView Natural Color Matrix for rich, vivid colors
- True WXGA 1280 x 768 resolution for exceptional viewing of 16:9 widescreen and 4:3 conventional formats
- Super bright at 450 cd/m² for detailed imagery even in high ambient lighting environments
- Ergonomically designed to connect to any VESA-standard third-party mounting arm or bracket and an overall lightweight construction for easy transport and installation
- Landscape or portrait orientation for greater application flexibility
- Optional 2 x 7-watt stereo speakers available
- Comprehensive warranty and toll-free technical support



The MLM400 LCD monitor represents the new standard of excellence in display technology for professional applications. Providing uncompromising performance in a sleek design, the MLM400 will make a lasting impression today and in years to come.

MLM400

40-Inch LCD Monitor

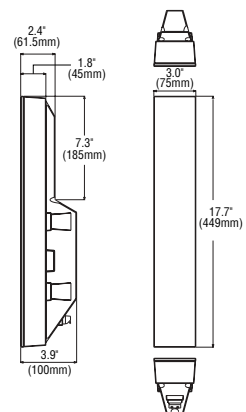
LCD Monitor Specifications

		Analog Input	Digital Output
LCD Module	Viewable	(40.0"/101.6 cm diagonal)	
	Pixel Pitch	0.681 mm	
	Resolution	1280 x 768 dots (WXGA)	
	Color	Over 16 million colors	
	Brightness	450cd/m ² (Typ.)	
	Viewing Angle	Up 85 / Down 85 / Left 85 / Right 86 (typ) @ CR > 10	
Frequency	Horizontal	31.5 kHz - 75.0 kHz (15.75 kHz)	31.5 kHz - 48.4 kHz
	Vertical	58.0 - 62.0 Hz	58.0 - 62.0 Hz
Pixel Clock	25.0 MHz - 162.0 MHz		25.0 MHz - 65.0 MHz
Viewable Size	34.3 x 20.6" (871.68 x 523.00 mm)		
Input Signal	PC Input		
	Video	Analog RGB 0.7V p-p Input Impedance 75 Ohm Composite: TTL level (Positive/Negative) Composite sync on Green Video .0.3p-p Neg (video 0.7p-p Positive)	TMDS
	Sync	Separate: TTL(Positive/Negative), Input Impedance 2.2K Ohm	
	Input Terminal	BNC (R, G, B, H, V)	
	Signal Cable	15 pin Mini D-sub	
	Video Input	Composite 1.0 V p-p Input Impedance 75 Ohm BNC and RCA Input Y/C Y:0.7V p-p C:0.283V p-p input impedance 75 Ohm S-Terminal Input Component 1.0/0.7V p-p input impedance 75 Ohm BNC Input	
	Audio Input	RCA Pin Jack L/R 2 Input, Stereo Mini Jack 1 Input	
Control Input	9 pin Mini D-sub (RS-232C)		
Power Supply	2.5A @ 100-120V, 1.1A @ 220-240V		
Operational	Temperature	41 - 104 °F (5-40 °C)	
Environment	Humidity	10-80% (without condensation)	
Storage	Temperature	-68 - 122 °F (-20 - 60 °C)	
Environment	Humidity	10-90% (without condensation) / below 60% over 104 °F (40 °C)	
Dimensions (W x H x D)	Net	37.4 x 23.8 x 5.6" (949 x 605 x 141 mm) (without stand)	
	Gross	37.4 x 25.35 x 12.0" (949 x 643.9 x 306 mm) (with Stand)	
Weight	Net	69.4 lbs / 27.5 kg	
	Gross	82.7 lbs / 33.5 kg	
Vesa compatible arm mounting interface	7.87 x 3.94" (200mm x 100mm) (6 Hole) 3.94 x 3.94" (100mm x 100mm) (4 Hole)		
Compiled Regulatory Guidelines	UL1950 / CSA C22.2 No. 950 / TUV-GS / EN60950 FCC-B/DOC-B/EN55022-A/EN55024/EN61000-3-2/EN61000-3-3/CE		
Power Management	VESA DPMS		
Plug & Play	VESA DOC2B, DDC/CI		
Resolutions Supported	640 x 480 at 60 Hz 800 x 600 at 60 Hz 1024 x 768 at 60 Hz 1280 x 768 at 60 Hz NTSC / PAL HDTV: 480i, 480p, 720p, 1080i Mitsubishi recommends resolution at 60 Hz for optimal display performance		
Warranty	1-year parts and labor included		
Accessories	Standard	User's Manual, Power Cord, Video Signal Cable, Remote Control, AA Battery x 2, Clamper x 2, Screw x 2, CD-ROM, Ferrite Core x 2, Stand for independence x 2, Screw (M5 x 40) for stand, Band	
	Optional	Detachable 2 x 7-watt stereo speakers (Part No. MS300), Wall mount with tilt (Part No. CTM-370)	

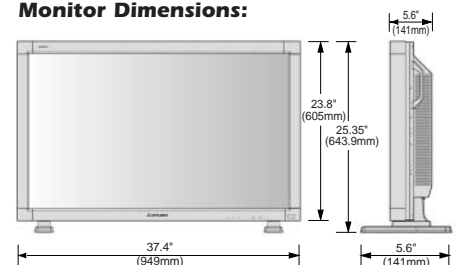
Optional MS300 Speakers

- Power:**
7W +7W @ 8 Ohms with 10% THD
- Frequency Response:**
150-15 kHz
- Dimensions (Net) (WxHxD):**
3.0 x 17.7 x 3.9" (75 x 449 x 100 mm) each speaker
- Weight (Net):**
1.6 lbs. (0.7 kg) each speaker
- Dimensions (Gross) (WxHxD):**
21.4 x 7.9 x 10.6"
(544 x 202 x 270 mm) each speaker
- Weight (Gross):**
6.2 lbs. (2.8 kg) each speaker
- Contents:**
Speaker MS300 x 2
Speaker wire (1500 mm) x 2
Landscape mounting brackets x 4
Portrait mounting brackets x 4
Black speaker screws x 8, Black LCD screws x 4, Band, Ferrite core, Quick start guide
Spacers x 4

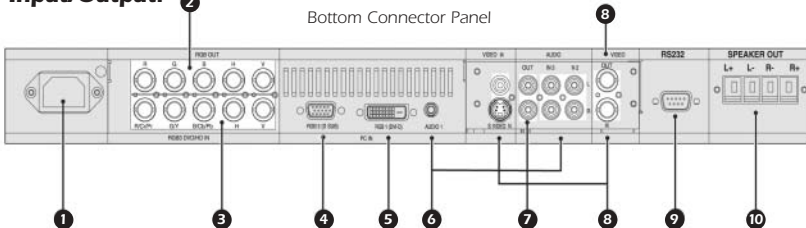
Speaker Dimensions:



Monitor Dimensions:



Input/Output:



- 1 AC IN connector
- 2 RGB OUT connector (BNC)
- 3 RGB 3DVD/HD[R/Cr/Pr, G/Y,B/Cb/Pb/Pb,H,V] (BNC)
- 4 RGB 2 IN (mini D-Sub 15 pin)
- 5 RGB 1 IN (DVI-D)
- 6 Audio IN 1,2,3
- 7 Audio Out
- 8 Video
- 9 External control (mini D-sub 9 pin) RS232
- 10 External Speaker Terminal

©2004 Mitsubishi Digital Electronics America, Inc. Standard features, options and specifications subject to change without notice. Microsoft, Windows, and the Windows logo are registered trademarks of Microsoft Corporation. Mac and the Mac logo are trademarks of Apple Computer, Inc. registered in the U.S. and other countries. All other trademarks or registered trademarks are the property of their respective holders.

Printed on 50% recycled paper including 20% post-consumer fibers.