



Entry level, yet high performance.



NEW

Mobile XGA

XD210U


New DLP® chip, 2000lm of brightness and weighs less than 6.0 lbs

The XD210U/SD210U combine the features of an advanced DLP® (Digital Light Processing) chip, a newly developed optical engine and a high-efficiency 180W light source lamp to produce an incredible picture with rich and vibrant colors. Additionally with its compact and lightweight design, the new XD210U/SD210U allow you easy portability and quick setups for those presentations on the go.

Detachable Keypad

The keypad* can be removed from the projector to be used as a remote control. Since the keypad is used to control the projector, detaching it also doubles as a key-lock function preventing others from making adjustments and helps discourage theft.

*An extra remote keypad is included with the XD210U/SD210U should the original keypad get lost.



Mobile SVGA

SD210U

Anti-theft Security Hook

An anti-theft security hook* is built into the projector to help prevent theft and any unauthorized removal of the projector.

* Mitsubishi Electric cannot accept responsibility for thefts occurring despite use of this safety feature.

Instant Shutdown

Once your presentation is over, you can simply hit the power button, disconnect the XD210U/SD210U and go off to your next task. Engineered with the instant shutdown feature there is no longer any awkward idle time waiting for the projector to completely power off. Now there is no longer any shut down delays and now your projector can keep up with your busy presentation schedule.

Easy Setup

Auto Search function displays the connected input sources automatically. Users don't have to get distracted by ensuring the appropriate source is manually selected. Also, +/-20 steps of vertical keystone correction and 1.2x optical zoom gives users a greater flexibility of positioning.

White Intensity

Users have the flexibility to adjust the light intensity of the whiteness of the color wheel of up to 11 levels. Allowing users to configure the overall brightness and picture parameters tailored to their individual preference.

● Optimum high-contrast picture quality, to brighten up PC images.

Model	2000lm	1500lm	1000lm	Model	2000lm	1500lm	1000lm	Model	2000lm	1500lm	1000lm
XD210U	2000	1500	1000	SD210U	2000	1500	1000	XD210U	2000	1500	1000
SD210U	2000	1500	1000	XD210U	2000	1500	1000	SD210U	2000	1500	1000
XD210U	2000	1500	1000	SD210U	2000	1500	1000	XD210U	2000	1500	1000
SD210U	2000	1500	1000	XD210U	2000	1500	1000	SD210U	2000	1500	1000

White enhancement 0 White enhancement 5 White enhancement 11

Superior Color Reproduction

The XD210U/SD210U are equipped with a 5 segmented color wheel (R,G,B,W,Y), BrilliantColor™ technology and a newly designed dynamic lamp power control system to produce superior and more natural color reproduction.



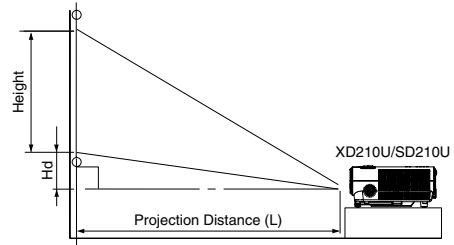
Specifications

Model	XD210U	SD210U
Display Technology	0.55" 1 - Chip DMD	
Resolution	1024 x 768 (Total 786,432 pixels)	800 x 600 (Total 480,000 pixels)
Brightness	2000lm	
Contrast Ratio	2000 : 1	
Picture Size	30" - 300"	
Source Lamp	150W (life up to 3000hrs) with Low Mode, 180W (life up to 2000hrs) with Standard Mode	
PC Compatibility	640 x 480 - 1280 x 1024, True : 1024 x 768, Sync on Green available	640 x 480 - 1280 x 1024, True : 800 x 600, Sync on Green available
Video Compatibility	NTSC / NTSC 4.43 / PAL (including PAL - M , N) / SECAM / PAL - 60 Component Video ; 480i/p (525i/p), 576i/p (625i/p), 720p (750p), 1080i (1125i 60Hz), 1080i (1125i 50Hz)	
PC Input Terminals	RGB ; mini D-sub 15pin x 1 Audio ; Stereo mini jack (ø3.5mm) x 1	
Video Input Terminal	RCA x 1	
Communication Terminal	RS-232C x 1	
Audio Speaker	2W Mono	
Dimension (W x H x D)	302 x 105 x 221 mm / 11.9 x 4.1 x 8.7 inch	
Weight	2.7kg / 6.0lbs	
Power requirements	AC 100 - 240V, 50 / 60Hz	
Optional Lamp	VLT-XD210LP	

*All brand names and product names are trademarks, registered trademarks or trade names of their respective holders.

Screen Size and Projection Distance

As seen from the side



Screen size chart (4:3 aspect ratio)

Screen		Distance from screen (L)				Height projected image (Hd)					
Diagonal size	Width (W)	Height (H)	Shortest (Wide)	Longest (Tele)							
inch	cm	inch	cm	inch	m	inch	cm				
40	102	32	81	24	61	1.5	68	1.7	1.8	5	
60	152	48	122	36	91	92	2.3	103	2.6	2.7	7
80	203	64	163	48	122	124	3.1	138	3.5	3.6	9
100	254	80	203	60	152	155	3.9	173	4.4	4.5	11
150	381	120	305	90	229	233	5.9	260	6.6	6.8	17
200	508	160	406	120	305	311	7.9	347	8.8	9.0	23
250	635	200	508	150	381	389	9.9	434	11.0	11.3	29
300	762	240	610	180	457	468	11.9	-	-	13.5	34

The above numbers are approximate, and may be slightly different from the actual measurements.

Screen size chart (16:9 aspect ratio)

Screen		Distance from screen (L)				Height projected image (Hd)					
Diagonal size	Width (W)	Height (H)	Shortest (Wide)	Longest (Tele)							
inch	cm	inch	cm	inch	cm	inch	cm				
40	102	35	89	20	50	66	1.7	74	1.9	5.2	13
60	152	52	133	29	75	100	2.6	112	2.8	7.9	20
80	203	70	177	39	100	135	3.4	150	3.8	10.5	27
100	254	87	221	49	125	169	4.3	188	4.8	13.1	33
150	381	131	332	74	187	254	6.4	283	7.2	19.6	50
200	508	174	443	98	249	339	8.6	378	9.6	26.2	66
250	635	218	553	123	311	424	10.8	473	12.0	32.7	83
300	762	261	664	147	374	509	12.9	-	-	39.3	100

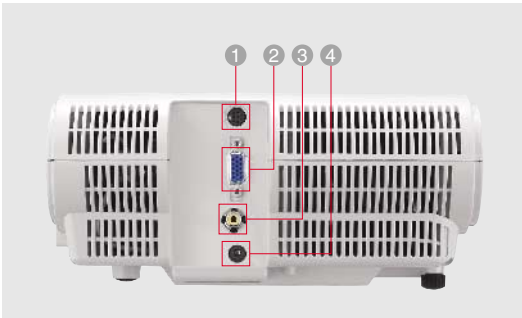
The above numbers are approximate, and may be slightly different from the actual measurements.



XD210U (Mobile XGA Projector)

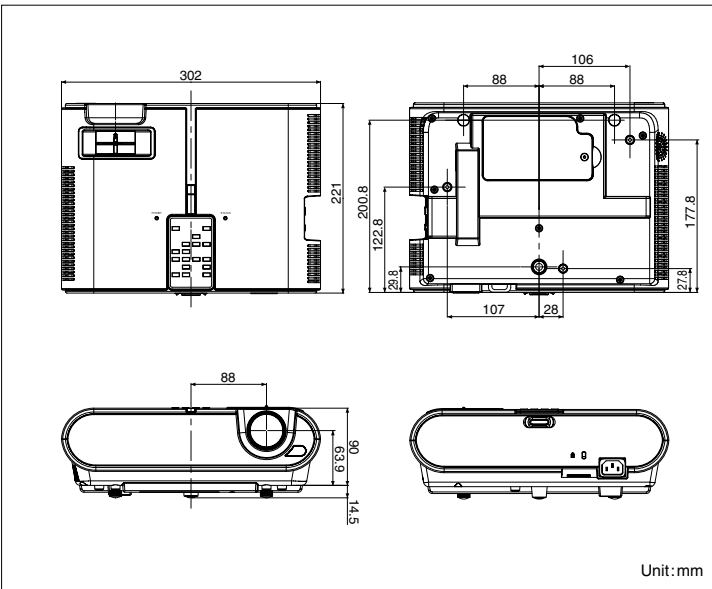
SD210U (Mobile SVGA Projector)

Input and Output Terminals



- 1 Serial RS-232C
- 2 PC/Component Video Input (mini D-sub 15pin)
- 3 RCA
- 4 Audio Input (Stereo mini jack)

Dimensions



MITSUBISHI ELECTRIC CORPORATION
 HEAD OFFICE : TOKYO BLDG., 2-7-3, MARUNOUCHI, CHIYODA-KU, TOKYO 100-8310, JAPAN
Global.MitsubishiElectric.com/projectors/

MITSUBISHI DIGITAL ELECTRONICS OF AMERICA, INC.
 Presentation Products Division
www.mitsubishi-presentations.com

MITSUBISHI ELECTRIC SALES CANADA, INC.
 Information Technologies Group
www.mitsubishielectric.ca